


## SKYPE TAROT



[Llewellyn Worldwide, USA, 2007](#)

1. Below are the spreads we will be using. Either print the pages up or, if you own [Tarot Theory and Practice](#), the write up on them is from page 175. You'll be laying them out *upside down*. Spread 3 is used more than once, depending on the intention. You don't have to think, though, I'll do that for us.

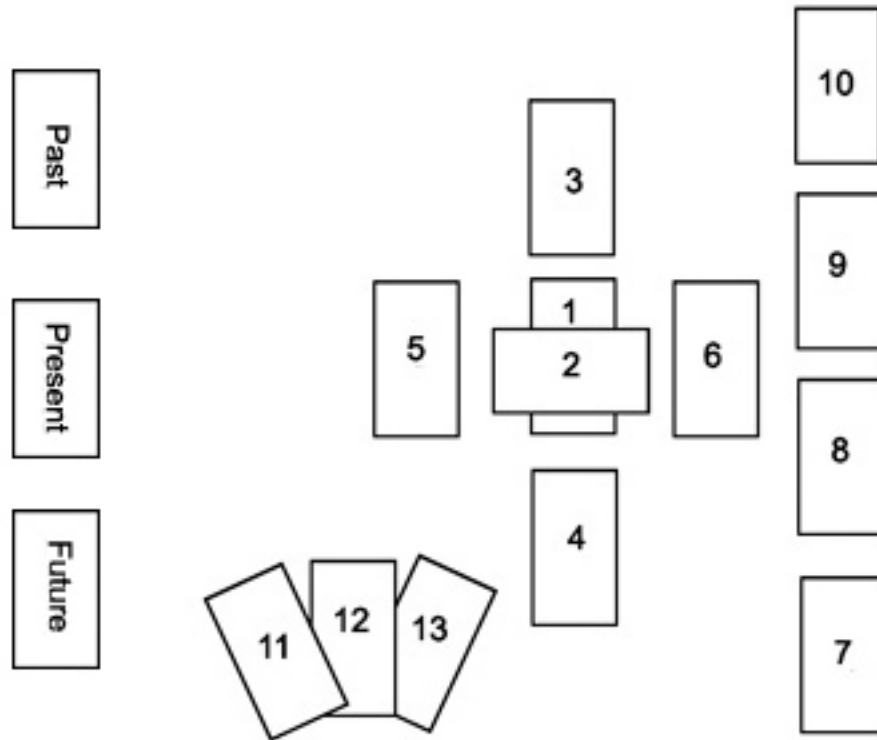
2. If you practice beforehand that is fricken awesome.

3. You'll need your lappy (or other device) at the far side of the bed/large table (white cover preferred), camera positioned to see all the spreads, although I can often ask to look at each as you lay them out.

4. Have your phone or some other device ready to record the session.

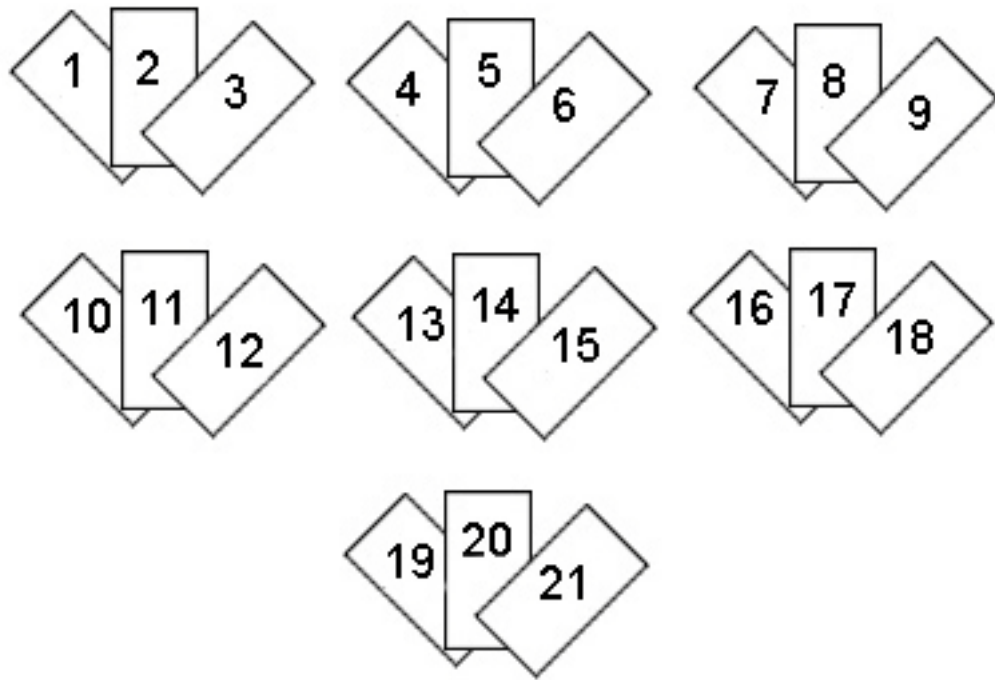
Sessions last usually just over an hour depending on the quality of Skype.  
My Skype name is lydeangeles (only for Tarot thanks).

**Spread 1 – Present/Future/Past (Celtic Cross)**



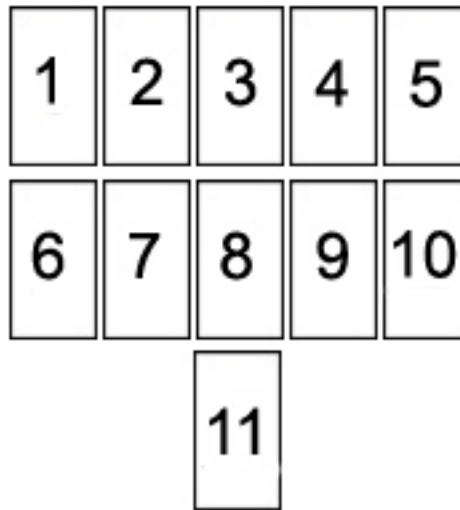
Once you have laid out the Celtic Cross you place the remainder of that pack to one side with the card on the bottom of the pack placed on the top, image facing you. This is called the *crowning card* and has deep significance to the overall pattern before us. We begin with the pack that represents the PRESENT because I want to see what is of immediate influence. The same with the pack representing the FUTURE and, lastly, the pack representing the PAST.

**Spread 2: Destiny's Big Picture**



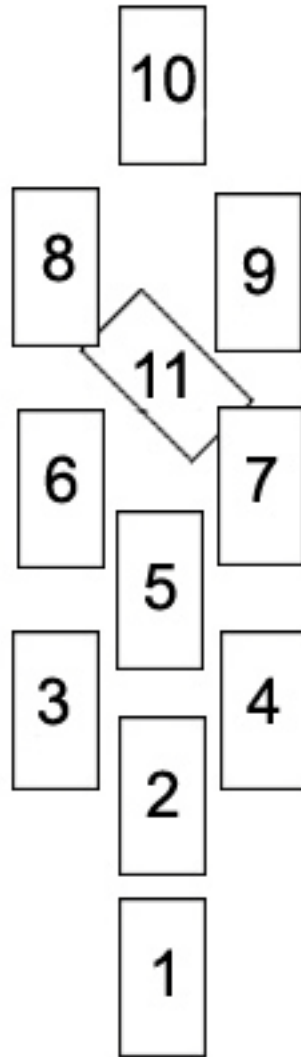
The above spread is always very significant. At times the triplets will relate to one event only, at other times they can all be separate.

**Spread 3: Other People and Specific Events (“Every 7<sup>th</sup> Card” Spread 1)**



For this spread (and those similar) you will discard the first six cards of the pack and lay out the seventh, face up. Repeat until you have two rows of five cards. Continue the process until the second-last card of the pack which will be placed at the base of the spread and is considered the foundation of the information.

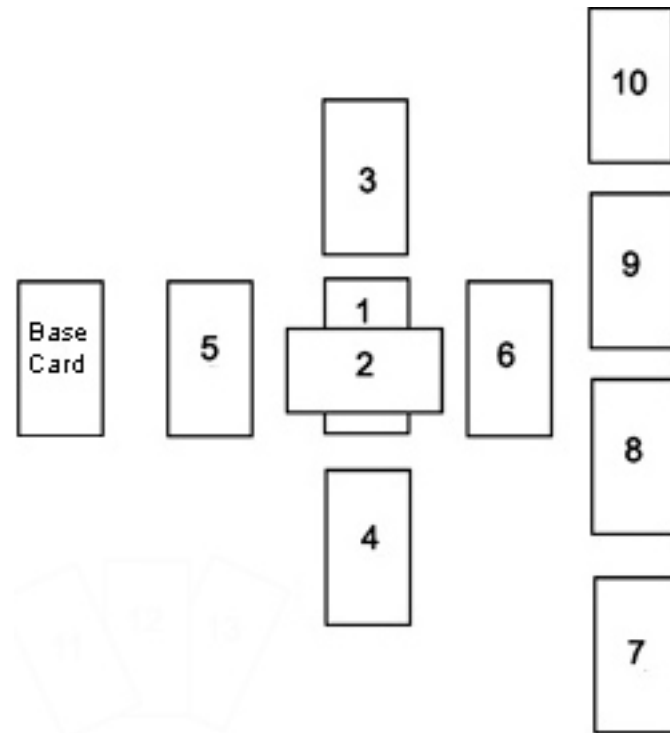
**Spread 4: Tree of Life**



The Tree of Life spread will show us any health situations, your work, your sex life, your family situation... heaps. It really is the most central spread to the entire session. It is the halfway mark of the reading.

**Spread 5 – Anything Else**

You again shuffle the cards and cut them into 3 piles. I will ask you to choose one pile. Do so and discard the other two piles. The card at the underside of this pile is the *crowning card* and is placed to one side so that its significance is reflected upon during the interpretation. I will read every card in this pack. You'll be laying out the Celtic Cross as in Spread 1 but *without* cards 11, 12, 13 until completion of the whole pack.



### Spread 7 – Question

This spread is also the same layout as for Spreads 3 and 5 (every 7<sup>th</sup> card) but you'll be asking your question aloud as you shuffle so that your intention is imbedded in the answering layout.

From now on, until the completion of the consultation, several things are going to happen. Firstly the mysteries, plus the entity that Tarot itself is, will often join in regarding the answers. This can be disconcerting if you are not used to it because the answers can, when not straightforward and specific, vary from hilarious to hostile depending on the context.

This is where we get to talk to each other. I will ask you now to *collapse the wave* by voicing your concerns, thoughts – anything at all that is important to you *other* than pertaining to what has already been said in part 1 of the And here's where glitches can often happen because if your questions are:

- not in alignment with Tarot's understanding of life, love and the pursuit of whatever

- if the question has no relativity to the future
- if the question flies in the face of the information that Tarot has already given
- if you give a generic statement such as “Tell me about love,” or “Tell me about money,” or simply says the word “Relationships.”

I will need to ask what you mean as Tarot requires explicit questions as one can have a relationship with just about anything.

I won't assume what you mean (Tarot won't) so I'll ask you for clarity as you shuffle. Between us we'll get an explicit question.

- if the answer to their question has already been given in part 1 then the entity that is Tarot will provide altogether different information and:
- in the case of naïve questions such as “when will I find my soul mate?”

Tarot can be downright rude and obnoxious in its reply.

- if the you seeks to have Tarot remove free will from the equation by asking “should I . . .” or “if I do this or that . . .”

Tarot will, again, dissuade you in any way possible.